

FDA Class II  
Medical Device<sup>1</sup>



**PRIDE**<sup>®</sup>  
MOBILITY  
LIVE YOUR BEST<sup>®</sup>

TRAVEL/SCOOTER COLLECTION



**3**  
Wrangler®

**4-5**  
Zero Turn 8<sup>1</sup> / Zero Turn 10<sup>1</sup>

**6-7**  
iRIDE™ /  
Go-Go Elite Traveller® Plus<sup>1</sup>

**8-9**  
Go-Go Elite Traveller®<sup>1</sup> /  
Go-Go® Sport<sup>1</sup>

**10-11**  
Go-Go® Folding Scooter<sup>1</sup> /  
Go-Go® LX with CTS Suspension<sup>1</sup>

**12-13**  
Go-Go® Ultra X<sup>1</sup> / Go-Go® ES2<sup>1</sup>

**14-15**  
Revo® 2.0<sup>1</sup> / Victory® LX Sport<sup>1</sup>

**16-17**  
Raptor / Victory® 10.2<sup>1</sup>

**18-19**  
Victory® 10<sup>1</sup> / Victory® 9<sup>1</sup>

**20-21**  
Maxima<sup>1</sup> / Accessories

Up To  
**29.4**  
Miles Per Charge at 200 lbs.

**94.75"**  
Turning Radius

Up To  
**11.4 mph**  
Maximum Speed

**350 lbs.**  
Weight Capacity



Non-Medical Device



Feel the crisp, fresh air and enjoy the peaceful serenity of the outdoors. Forge a new path with the **Wrangler®**, an aggressive, outdoor scooter designed for extreme and rugged conditions. With powerful suspension, bright lighting and dual hydraulic brakes, this beast of a scooter is a powerful force.



Stone Grey

Desert Sand

# ZERO TURN 8<sup>1</sup>

Your mobility has turned a corner with the Zero Turn 8, an innovative scooter equipped with *iTurn Technology™*, enabling you to maneuver this scooter through small spaces and around tight corners! Plus, enjoy full lighting, plenty of storage and a USB charger.



Up To  
**13.1**  
Miles Per Charge at 200 lbs.

**37.25"**  
Turning Radius

Up To  
**5.9mph**  
Maximum Speed

**325lbs.**  
Weight Capacity

FDA Class II Medical Device<sup>1</sup>

Up To  
**24**  
Miles Per Charge at 200 lbs.

**43"**  
Turning Radius

Up To  
**7.2mph**  
Maximum Speed

**400lbs.**  
Weight Capacity

FDA Class II Medical Device<sup>1</sup>



# ZERO TURN 10<sup>1</sup>

The Zero Turn 10 can traverse the most beautiful, out-of-reach places and move seamlessly through doors and hallways in your home. This scooter combines powerful dual motors and two-wheel drive with revolutionary turning technology. Let the Zero Turn 10 carry you to places unknown.

Sapphire Blue

Pewter

Pearl White

Black Onyx

Green Moonstone

Fire Opal

Candy Apple Red

Ocean Blue  
(Matte)

Pearl White

Black<sup>11</sup>  
(Matte)

# iRIDE™

Journey far and wide with the iRIDE! This ultra-lightweight scooter is super portable and perfect for traveling. Equipped with both a manual hand brake and supplemental foot brake, the iRIDE delivers a safe and comfortable ride!



Up To  
**12.7**  
Miles Per Charge at 200 lbs.

**33.5"**  
Turning Radius

Up To  
**3.7 mph**  
Maximum Speed

**250 lbs.**  
Weight Capacity

Non-Medical Device

Up To  
**14.5**  
Miles Per Charge

**45.75"**  
Turning Radius

Up To  
**4.5 mph**  
Maximum Speed

**300 lbs.**  
Weight Capacity



Also available in 3-wheel. Please see back two pages for specs.

FDA Class II Medical Device<sup>1</sup>

# GOGO<sup>1</sup>

ELITE TRAVELLER® PLUS

It's perfect for traveling, PLUS so much more! The Go-Go Elite Traveller® Plus offers easy disassembly and includes an ergonomic tiller for one-handed operation. Today's fast-paced world is no match for this stylish and portable scooter.

Raspberry

Mango

Arctic Ice

Lime

Blackberry



Red

Blue

Interchangeable Shrouds

# GOGO<sup>®1</sup> ELITE TRAVELLER<sup>®</sup>

Every day is a new adventure with the Go-Go Elite Traveller<sup>®</sup>, an exceptionally stable and maneuverable travel scooter. With easy disassembly and a convenient storage basket, the Go-Go Elite Traveller<sup>®</sup> keeps up with your active life!



Up To  
**12**  
Miles Per Charge

**44"**  
Turning Radius

Up To  
**4mph**  
Maximum Speed

**300lbs.**  
Weight Capacity

FDA Class II Medical Device<sup>1</sup>

Also available in 3-wheel. Please see back two pages for specs.

# GOGO<sup>®1</sup> SPORT

It's time to make your mark on this world! The Go-Go<sup>®</sup> Sport offers simple disassembly and an ergonomic delta tiller, perfect for one-handed operation. Enjoy the versatility of this sporty scooter, as well as bright LED lighting.



Up To  
**14.5**  
Miles Per Charge

**50.5"**  
Turning Radius

Up To  
**4.7mph**  
Maximum Speed

**325lbs.**  
Weight Capacity

Also available in 3-wheel. Please see back two pages for specs.

FDA Class II Medical Device<sup>1</sup>

Red

Blue

Interchangeable Shrouds



Red

Blue

Interchangeable Shrouds

# GOGO<sup>®1</sup> FOLDING SCOOTER

With the Go-Go<sup>®</sup> Folding Scooter, the world is at your fingertips! With a unique folding design, this scooter folds in just three simple steps and fits easily in a closet, corner or vehicle trunk! Enjoy full lighting and speeds up to 4 mph.



Up To  
**13**  
Miles Per Charge

**32"**  
Turning Radius

Up To  
**4mph**  
Maximum Speed

**250lbs.**  
Weight Capacity

FDA Class II Medical Device<sup>1</sup>

White



Travel Mobility II

# GOGO<sup>®1</sup> LX WITH CTS SUSPENSION

There's smooth, and then there's the Go-Go<sup>®</sup> LX with CTS! This scooter has revolutionary suspension for the smoothest, most comfortable ride. From the park to your backyard, this feature-rich scooter offers best-in-class ride quality.

Up To  
**8.6**  
Miles Per Charge

**44.75"**  
Turning Radius

Up To  
**4.4mph**  
Maximum Speed

**300lbs.**  
Weight Capacity

Also available in 3-wheel. Please see back two pages for specs.



FDA Class II Medical Device<sup>1</sup>

Red

Blue

Interchangeable Shrouds

Orion Yellow

Onyx Black

Pearl Pink

Sunburst Orange

Optional

# GOGO<sup>®1</sup> ULTRAX

Enjoy worry-free travel with the Go-Go<sup>®</sup> Ultra X, an ultra-compact scooter that is simple to disassemble. Ride in comfort and style with the foldable swivel seat and keep your personal items handy with the front basket.



Up To  
**7.2**  
Miles Per Charge

**44"**  
Turning Radius

Up To  
**4mph**  
Maximum Speed

**260lbs.**  
Weight Capacity

FDA Class II Medical Device<sup>1</sup>

*Also available in 3-wheel. Please see back two pages for specs.*

Red

# GOGO<sup>®1</sup> ES2

Get ready to go with the Go-Go<sup>®</sup> ES 2 Scooter! Compact and lightweight, this scooter has two speed settings for ultimate versatility, whether you are indoors or outdoors. It's perfect for errands and quick trips! Plus, a front basket provides plenty of storage space.



Up To  
**6.8**  
Miles Per Charge

**31"**  
Turning Radius

Up To  
**4mph**  
Maximum Speed

**250lbs.**  
Weight Capacity

FDA Class II Medical Device<sup>1</sup>

Black



# REVO® 2.0<sup>1</sup>

Robustly rugged meets brilliant convenience. With the Revo® 2.0, there is nothing you can't handle! This tough and dependable scooter has powerful suspension for a smooth ride, yet easily disassembles for full portability.



Up To  
**17.8**  
Miles Per Charge at 200 lbs.

**52"**  
Turning Radius

Up To  
**5mph**  
Maximum Speed

**400lbs.**  
Weight Capacity

FDA Class II Medical Device<sup>1</sup>

Also available in 3-wheel. Please see back two pages for specs.

Up To  
**19.7**  
Miles Per Charge at 200 lbs.

**61.25"**  
Turning Radius

Up To  
**8mph**  
Maximum Speed

**400lbs.**  
Weight Capacity



FDA Class II Medical Device<sup>1</sup>

# VICTORY® LX<sup>SPORT</sup><sup>1</sup>

You're active and always on the go. You need a scooter that is up to the task! Appeal to your sporty side with the Victory® LX Sport. Enjoy premium suspension, bright lighting and other sophisticated features, all in one sporty package.

Grey Street

True Blue

Candy Apple Red

True Blue

Travel And  
Scooter Mobility

Scooter Mobility 15





Do you have the need for speed? The **Raptor** drives at speeds up to 14 mph. Equipped with a regenerative braking system, ample storage and complete LED lighting, the Raptor appeals to the adventurer within you!



Up To  
**31**  
Miles Per Charge at 220 lbs.

**60"**  
Turning Radius

Up To  
**14mph**  
Maximum Speed

**400lbs.**  
Weight Capacity

Non-Medical Device

Up To  
**13.5**  
Miles Per Charge

**52.25"**  
Turning Radius

Up To  
**5.2mph**  
Maximum Speed

**400lbs.**  
Weight Capacity



Also available in 3-wheel. Please see back two pages for specs.

FDA Class II Medical Device<sup>1</sup>

**VICTORY® 10.2**

Embrace your potential! The **Victory® 10.2** is fully loaded with style and advanced features, including frosted LED headlights and an integrated storage space with cup holder. Drive at speeds up to 5.2 mph and see what life has in store for you!

Matte Black with Optional Inserts

True Blue

Candy Apple Red

Green Machine

Lemon Crush

Pink Topaz

Evolution Orange

Matte Black

Optional Inserts

Candy Apple Red

Ocean Blue  
(Matte)



# VICTORY 10<sup>1</sup>

Versatility knows no bounds with the Victory® 10. Enjoy simple disassembly with one hand and drive up to 16 miles on a single charge. You won't miss a beat with this scooter, which includes a bright LED headlight. Anything is possible with the Victory® 10!



Up To  
**16**  
Miles Per Charge

**54"**  
Turning Radius

Up To  
**5.3mph**  
Maximum Speed

**400lbs.**  
Weight Capacity

FDA Class II Medical Device<sup>1</sup>

Also available in 3-wheel. Please see back two pages for specs.

Up To  
**13**  
Miles Per Charge

**51.5"**  
Turning Radius

Up To  
**5.3mph**  
Maximum Speed

**300lbs.**  
Weight Capacity



# VICTORY 9<sup>1</sup>

Sophisticated and stylish, the Victory® 9 is everything you could want in a scooter. The delta tiller lets you operate the scooter with a single hand. Enjoy easy disassembly and plenty of lighting with the LED headlight.

FDA Class II Medical Device<sup>1</sup>

Also available in 3-wheel. Please see back two pages for specs.

Candy Apple Red

Viper Blue

Candy Apple Red



Mobilify Scooter 19

# MAXIMA<sup>1</sup>

Heavy duty and robust, the Maxima scooter maximizes your potential! Drive at speeds up to 5.3 mph and experience a fully adjustable tiller. Enjoy the convenience of the front basket, perfect for storing your personal items.



Up To  
**18**  
Miles Per Charge

**50.5"**  
Turning Radius

Up To  
**5.3mph**  
Maximum Speed


**500lbs.**  
Weight Capacity

FDA Class II Medical Device<sup>1</sup>

Also available in 3-wheel. Please see back two pages for specs.

Candy Apple Red

Viper Blue







1. Cane Clip Attachment | 2. Cup Holder | 3. Under Seat Storage | 4. Single OR Double Cane Holder | 5. XLR USB Charger  
6. Rear Basket | 7. Oxygen Holder | 8. Ram® X-Grip Cell Phone Holder | 9. Wishbone Crutch Holder | 10. Lap Belt | 11. Saddlebag  
12. Walker Holder | 13. Rearview Mirror | 14. Weather Cover | 15. Military Patches | 16. Safety Flag

ACCESSORIES



# PRIDE<sup>®</sup>

MOBILITY  
LIVE YOUR BEST<sup>®</sup>

(US) 800-800-8586 | (CAN) 888-570-1113 | [pridemobility.com](http://pridemobility.com) |    



Note: Transport of the iRIDE™ item on commercial aircraft is subject to federal regulations and airline policy. Please consult your airline prior to your flight to ensure your iRIDE™ and its lithium-ion battery are permitted.

1. Pride<sup>®</sup> FDA Class II Medical Devices are designed to aid individuals with mobility impairments.
2. Varies with user weight, terrain type, battery amp- hour (AH), battery charge, battery condition and tire condition. This specification can be subject to a variance of (+ or -) 10%.
3. Varies with user weight, terrain type, battery amp- hour (AH), battery charge, battery condition and tire condition. This specification can be subject to a variance of (+ or -) 10%.
4. Due to manufacturing tolerances and continual product improvement, this specification can be subject to variance of + or - 3%.
5. Deep cycle (AGM or gel cell type recommended).
6. Tested in accordance with ANSI/RESNA, WC Vol 2, Section 4 and ISO 7176-4 standards. Results derived from theoretical calculations based on battery specifications and drive system performance. Test conducted at maximum weight capacity.
7. Battery weight may vary based on manufacturer.
8. Width of base (not including seat).
9. Does not account for anti-tip clearance.
10. At midframe.
11. Product is available exclusively to Authorized Pride Brick & Mortar Providers. No internet sales are permitted. Available in store only. Other conditions apply.

NOTE: All specifications subject to change without notice.

The information contained herein is correct at the time of publication; we reserve the right to alter specifications without prior notice. Speed and range vary with user weight, terrain type, battery charge, battery condition and tire pressure. Due to manufacturing tolerances and continual product improvement, length, width, turning radius and ground clearance can be subject to variance of + or - 3%. Dimensions listed are for scooter only. Overall measurements will vary based on seating and accessory selections.

N/M: This product is not a medical device and is not intended to assist, treat, diagnose, or alleviate any medical condition or disability.

\*K0899 – power mobility device, not coded by dme pdac or does not meet criteria

\*\*Not all accessories are available for all products. Please speak with your Provider for details and availability.

HCPCS codes provided should not be considered as legal advice and do not guarantee reimbursement. DME providers are responsible for determining appropriate billing codes when submitting for insurance reimbursement.

